



CT-START

Electronic Softstarter
6 A to 900 A



CT START



● **CT-START** is a multi-function electronic system with a microcontroller and thyristors, designed for use with all 3-phase squirrel cage induction motors.

Unlike the traditional systems (D.O.L., star-delta, resistors, etc), it **limits the starting current** and ensures **very smooth and steady acceleration**.

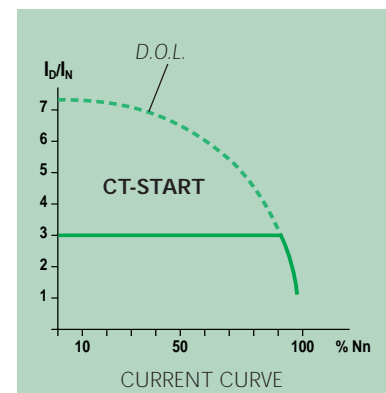
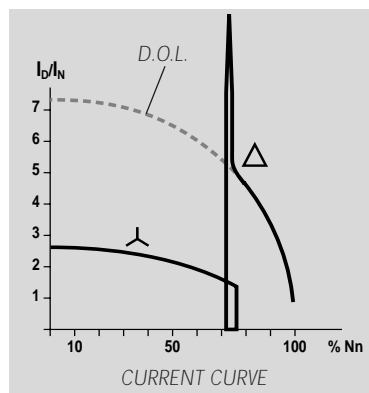
CT-START includes protection and control system functions which means that installations are kept simple and costs are reduced.

● **5 year 'return to base' warranty**

current limitation

During this phase, all traditional starter systems cause a current peak, which can vary between 6 and 9 times the rated current.

CT-START, by **simple** adjustments, can limit the current precisely during the start-up phase, whilst maintaining all the thermal characteristics of the motor.

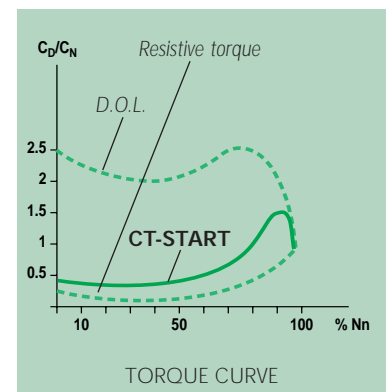
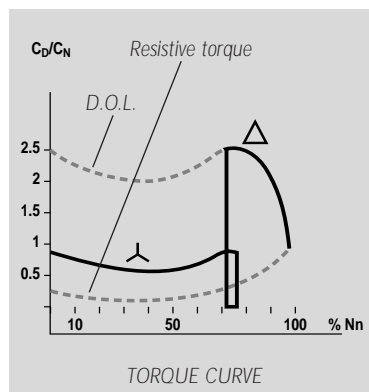


smooth starting

Starting a motor generates surges, vibrations, imbalances, slackening, pressure surges, and mechanical stress.

CT-START's electronic design means that it can be used for **precise adjustment of the starting and repeated torque**.

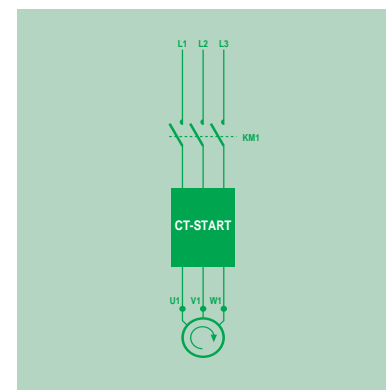
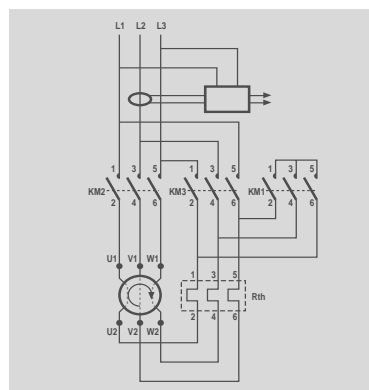
It ensures smooth acceleration, thus limiting the forces to which the installations are subjected.



integral protection

Starting, protecting and automating systems require the installation of a large number of components, which means that the control boxes are both complex and big.

CT-START has several supplementary functions which can limit the purchases of additional equipment, thus resulting in a reduction in the cost of materials, labour and operation. An increase in motor control reliability is obtained by simplifying the installation.



power ratings

CTS 1312

6 - 10 - 16 - 22 - 30 - 44 A

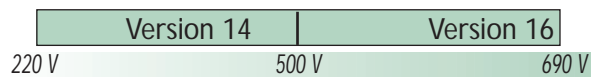
2.2 KW (400 V) 22 KW

CTS 2313

37 - 60 - 86 - 145 - 211 - 250 - 365 - 530 - 700 - 900 A

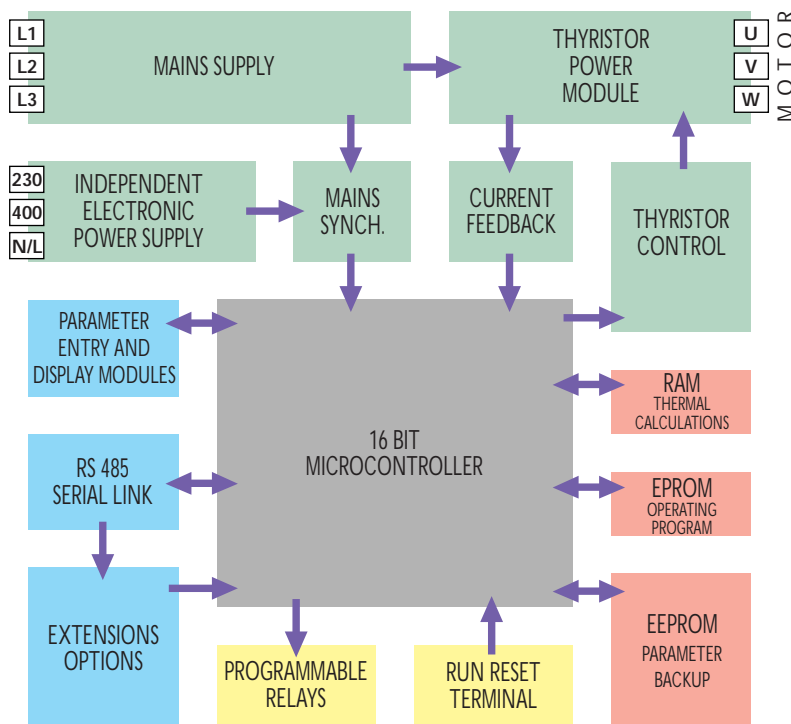
18.5 KW (400 V) 500 KW

example of referencing CT-Start CTS 2313 14 37:
 model 2313 voltage 220 - 500 V, current rating 37 A



- **Wide homogeneous range**
 - 2.2 to 500 kW (400 V). - up to 900 kW, 690 V.
- **Multi-voltage units**
 CTS 1312 and 2313 can be used over a wide voltage range:

logical organisational diagram of the starter



Compact dimensions


Modular design

CE marked



digital technology

- Control electronics independent of the power rating
- Protection against interference:
 Increased immunity of the microcontroller - IEC 8012 and IEC 801- 4 level 4.
- Updatable operating program under EPROM
- Permanent parameter backup under EEPROM



options CTS 2313

CDC START

TERMINAL

The **CDC START** terminal has 8 keys, 1 LED and 1 32-character LCD, and is designed for starters in the **CTS 2313** range.

When used with the base model, it:

- is used for programming, diagnostics and displaying the parameters,
- provides clear displays concerning the operation of the motor,
- accesses additional functions:
 - saving a set of parameters,
 - limiting the number of starts,
 - locking the settings using a personal code,
 - additional, more precise settings,
 - entering option parameters, etc.



ES START

I/O MODULE

- 2 logic inputs
 - management of external faults,
 - or multi-parameter entry:
 - starting several motors,
 - 2-speed motors,
 - no-load or on-load starting.
- 2 logic outputs
 - can provide 4 alarm relays
- 1 analogue input
- 1 PTC input (6 probes)
- 2 analogue outputs
 - can provide feedback relating to the current or the power drawn by the motor.



FR START

D.C. INJECTION MODULE

- Braking before starting,
- Braking on deceleration,
- Keeping the motor free from condensation,
- Drying the motor.



RV START

SPEED FEEDBACK CONTROL MODULE

The **RV-START** module, when used with the **CT-START CTS**, controls the speed feedback in order to ensure smooth repetitive starts, whatever the load of the machine being driven.

Applications: installations where the starting load varies considerably (conveyors, bucket elevators, mixers, ball mills, etc.)

The **RV-START** module also has a logic input which allows for the double entry of **CT-START** parameters when it is being used with a 2-speed motor.

- 3 types of speed feedback,
 - D.c. or a.c. tacho,
 - 3-wire proximity sensor,
 - 4 - 20 mA signal.

OTHER OPTIONS

- Quick-blow fuses, optional on ratings ≤ 250 A, and standard on ratings ≥ 365 A.
- IP 20 kit on ratings ≤ 250 A.
- IP 53 version.
- Starter enclosure.
- Connection kit.
- Autotransformer.

Communications



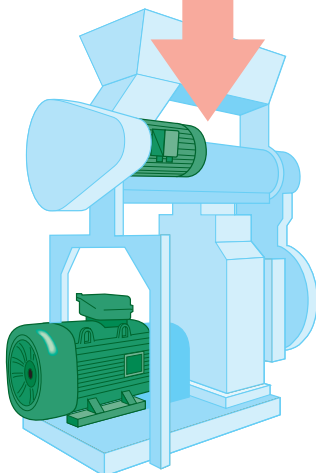
PC START

Software for programming via a PC.
- saving parameters,
- adjustment assistance, etc.

COM START

MODBUS interface for installing
CT-START on a network.

- RS 485 port
- programmable electrical characteristics :
 - transmission speed,
 - parity, etc.



driving the world...



Control Techniques Drive & Application Centres

AUSTRALIA
Melbourne Application Centre
A.C.N. 003 815 281
Tel: 61 973 8177
Fax: 61 9729 3200
After Hours: 61 2 9963 5271

Sydney Drive Centre
A.C.N. 003 815 281
Tel: 61 2 9838 7222
Fax: 61 2 9838 7764
After Hours: 61 2 9963 5271

AUSTRIA
Linz Drive Centre
Tel: 43 7229 789480
Fax: 43 7229 7894810
After Hours: 43 7215 3502

BELGIUM
Brussels Drive Centre
Tel: 32 2725 2721
Fax: 32 2725 4940

CANADA
Toronto Drive Centre
Tel: 1 905 475 4699
Fax: 1 905 475 4694

CHINA
Shanghai Drive Centre
Tel: 86 21 64085747
Fax: 86 21 64083282

CZECH REPUBLIC
Brno Drive Centre
Tel: 420 541 192111
Fax: 420 541 192115
After Hours: 420 603 841983

DENMARK
Arhus Application Centre
Tel: 45 8625 5755
Fax: 45 8625 1755
After Hours: 45 4369 6100

Copenhagen Drive Centre
Tel: 45 4369 6100
Fax: 45 4369 6101
After Hours: 45 4369 5100

FINLAND
Helsinki Drive Centre
Tel: 358 985 2661
Fax: 358 985 26823
After Hours: 358 500 423271

FRANCE
Leroy Somer
Angouleme Drive Centre
Tel: 33 5 4564 5454
Fax: 33 5 4564 5400

GERMANY
Bonn Drive Centre
Tel: 49 2242 8770
After Hours: 49 1714 964777

Chemnitz Drive Centre
Tel: 49 3722 52030
Fax: 49 3722 520330
After Hours: 49 1714 964777

Darmstadt Drive Centre
Tel: 49 6251 17700
Fax: 49 6251 177098
After Hours: 49 1714 964777

Stuttgart Drive Centre
Tel: 49 7156 95560
Fax: 49 7156 955698
After Hours: 49 1714 964777

HOLLAND
Rotterdam Drive Centre
Tel: 31 1844 20555
Fax: 31 1844 20721
After Hours: 31 1844 20555

HONG KONG
Hong Kong Application Centre
Tel: 852 2979 5271
Fax: 852 2979 5220

HUNGARY
Budapest Drive Centre
Tel: 36 1 431 1160
Fax: 36 1 260 5483

INDIA
Bombay Application Centre
Tel: 91 20 751201/751202/750930
Fax: 91 20 750105
After Hours: 91 44 4984868

Calcutta Application Centre
Tel: 91 33 357 5302/357 5306
Fax: 91 33 357 3435
After Hours: 91 44496 1083

Madras Drive Centre
Tel: 91 44 4961123/4961130/4961083
Fax: 91 44 4961602

New Delhi Application Centre
Tel: 91 11 576 4782
Fax: 91 11 576 4782
After Hours: 91 44 4984868

INDONESIA
Jakarta Drive Centre
Tel: 62 21 4525146
Fax: 62 21 4525142
After Hours: 62 81 687 0443

Surabaya Application Centre
Tel: 62 31 5682775/5623565
Fax: 62 31 5622402
After Hours: 62 81 687 0443

IRELAND
Dublin Drive Centre
Tel: 353 45 433044
Fax: 353 45 433622

ITALY
Milan Drive Centre
Tel: 39 02575 751
Fax: 39 02575 12858
After Hours: 39 02575 751

Vicenza Drive Centre
Tel: 39 0444 396200
Fax: 39 0444 341317

KOREA
Seoul Application Centre
Tel: 82 2 3445 6183/6184/6185
Fax: 82 2 3445 6181
After Hours: 82 23 445 6183
/82 11 732 9676

MALAYSIA
Kuala Lumpur Drive Centre
Tel: 60 3734 9776
Fax: 60 3733 9592
After Hours: 60 12 333 8355

NORWAY
Oslo Application Centre
Tel: 47 32 235100
Fax: 47 32 235101
After Hours: 47 92 22 3292

REPUBLIC OF SOUTH AFRICA
Johannesburg Drive Centre
Tel: 27 11 462 1740
Fax: 27 11 462 1941
After Hours: 27 11 462 1740

● Drive & Application Centres
● Distributors

RUSSIA
Moscow Application Centre
Tel: 7 095 232-9472
Fax: 7 095 956-4862
After Hours: 91 44496 1083

SINGAPORE
Singapore Drive Centre
Tel: 65 271 6377
Fax: 65 272 1302

SPAIN
Barcelona Drive Centre
Tel: 34 93 680 1661
Fax: 34 93 680 0903
/34 93 680 0763
/34 93 680 2823
After Hours: 34 610 554540

Bilbao Application Centre
Tel: 34 94 620 3646
Fax: 34 94 681 1406

Valencia Drive Centre
Tel: 34 96 154 2900
Fax: 34 96 153 2906

SWEDEN
Stockholm Application Centre
Tel: 46 8 554 24100
Fax: 46 8 554 24120

SWITZERLAND
Lausanne Application Centre
Tel: 41 21 634 0408
Fax: 41 21 635 8596
After Hours: 41 79 357 8683

Zurich Drive Centre
Tel: 41 56 201 4242
Fax: 41 56 201 4243
After Hours: 41 79 357 8683

TAIWAN
Taipei Application Centre
Tel: 886 22325 9555
Fax: 886 22705 9131

THAILAND
Bangkok Drive Centre
Tel: 66 2580 7644
Fax: 66 2591 4559
A/Hours Sales: 66 1443 4095-7
A/Hours Service: 66 1443 4098

TURKEY
Istanbul Drive Centre
Tel: 90 216 4182420
Fax: 90 216 4182423
After Hours: 90 216 418 2420

UNITED KINGDOM
Telford Drive Centre
Tel: 44 1952 213700
Fax: 44 1952 213701
After Hours: 44 1952 213700

Leeds Drive Centre
Tel: 44 113 2423400
Fax: 44 113 2423892
After Hours: 44 113 2423400

Luton Drive Centre
Tel: 44 1582 567700
Fax: 44 1582 567703
After Hours: 44 1582 567700

Warrington Application Centre
Tel: 44 1925 413537
Fax: 44 1925 242808
After Hours: 44 113 242 3400

USA
Charlotte Application Centre
Tel: 1 704 393 3366
Fax: 1 704 393 0900
After Hours: 1716 692 2442

Chicago Drive Centre
Tel: 1 630 893 5249
Fax: 1 630 893 4156

Cleveland Drive Centre
Tel: 1 440 717 0123
Fax: 1 440 717 0133

Minneapolis Application Centre
Tel: 612 474 1116
Fax: 612 474 8711

Dallas Application Centre
Tel: 1 972 783 1831
Fax: 1 972 783 9978
After Hours: 1800 759 0664

Providence Drive Centre
Tel: 1 401 333 3331
Fax: 1 401 333 6330
After Hours: 1401 333 0080

VIETNAM
Ho Chi Minh Application Centre
Tel: 84 8 842 5157
/84 8 849 1980
Fax: 84 8 8425157